

Individual Teacher Report for 2018F-GOVT-310-001 Intro to Political Research (Simon Heuberger)

American University Student Evaluation of Teaching (SET)

Project Audience 28

Responses Received 22

Response Ratio 79%

Creation Date Wed, Dec 19, 2018

American University Washington D.C.

American University Student Input on Teaching

Interpretation guidelines

All single-response questions are represented by a rating, or Likert-type scale. The value "7" generally represents a "fulfilled" or positive connotation, while the value "1" generally maintains an unsatisfied connotation.

The value 7 may take one of several forms that include:

- Almost Always
- Very Satisfied
- Strongly Agree

The value 1, conversely, may take one of several forms that include:

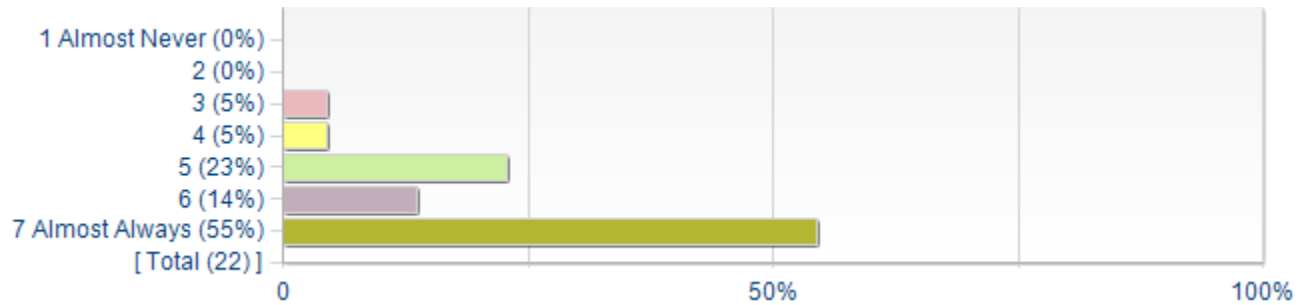
- Almost Never
- Not Satisfied
- Strongly Disagree

Keep in mind that despite completing an evaluation, students were not required to submit answers to every question. As a result, you may notice that the total number of responses is lower on some items than on others. In these cases, the student decided to skip this question. Students also may have skipped the open-ended questions, thus leaving fewer responses in these sections as well.

Teacher	Course
Simon Heuberger	GOVT-310-001 Intro to Political Research

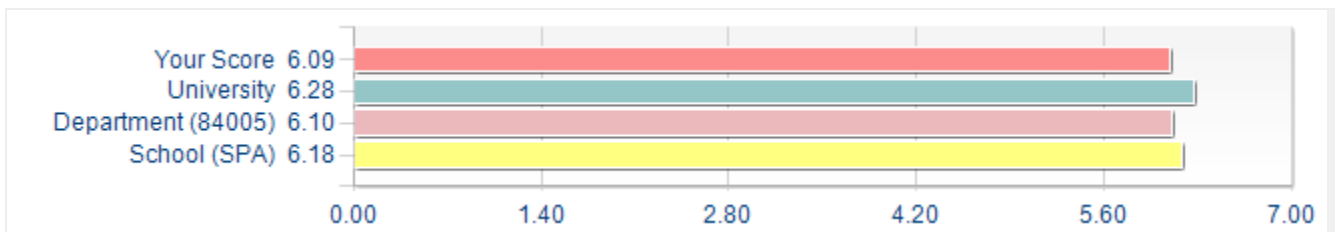
Questions relating to **Simon Heuberger**

The instructor **Simon Heuberger** used class time productively.

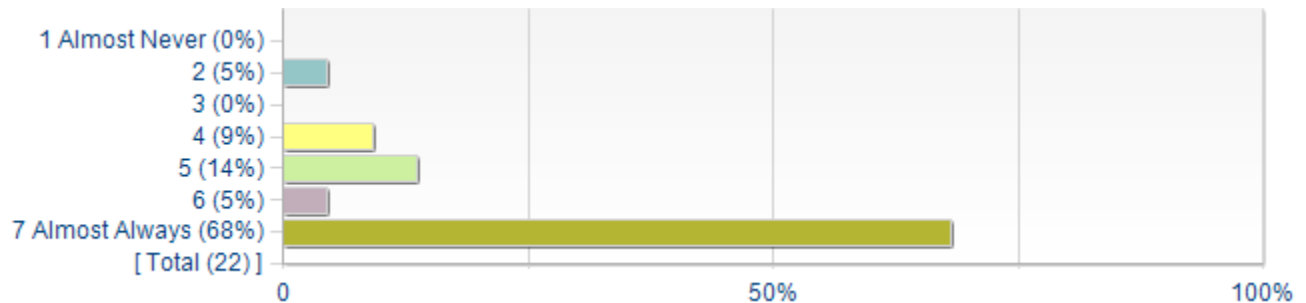


Statistics	Value
Mean	6.09
Standard Deviation	+/-1.19

Comparative Scores:

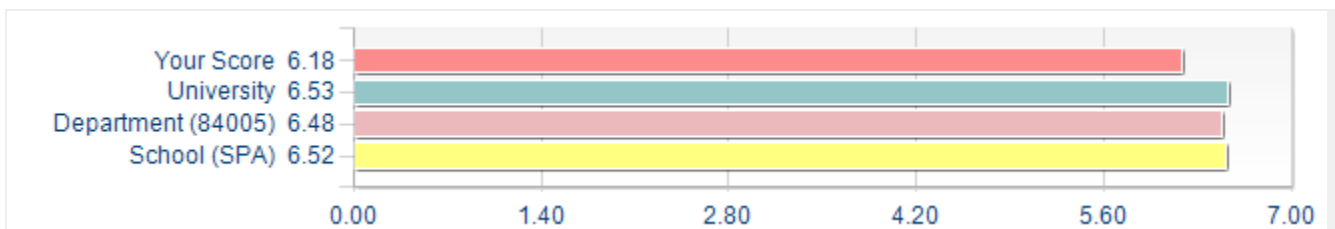


The instructor **Simon Heuberger** was open to questions and comments.

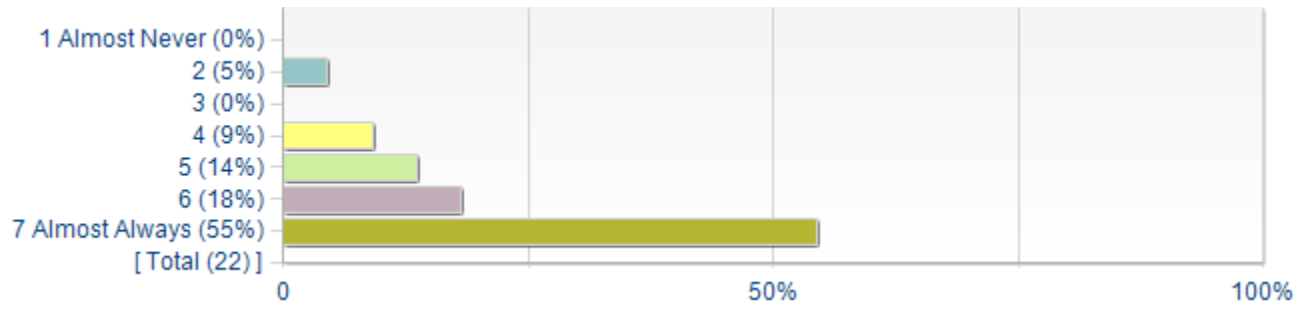


Statistics	Value
Mean	6.18
Standard Deviation	+/-1.40

Comparative Scores:

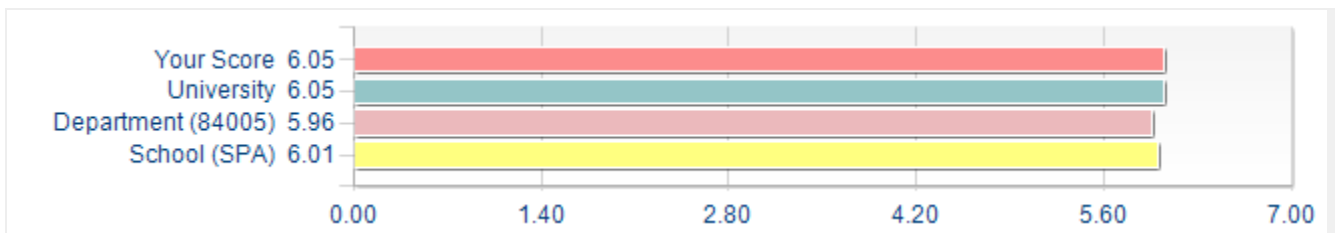


The instructor **Simon Heuberger** provided useful feedback on tests, papers, discussions, etc.

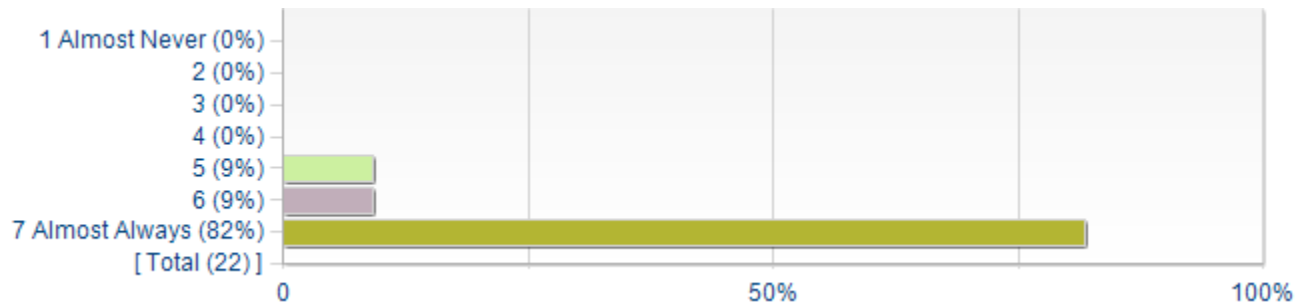


Statistics	Value
Mean	6.05
Standard Deviation	+/-1.36

Comparative Scores:

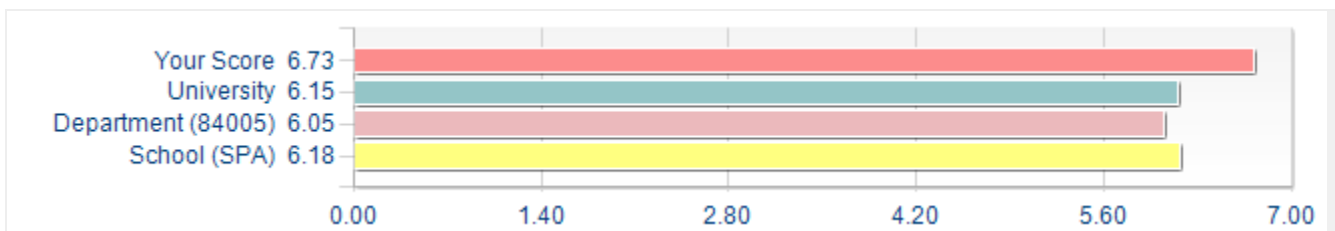


The instructor **Simon Heuberger** returned work in a timely manner.

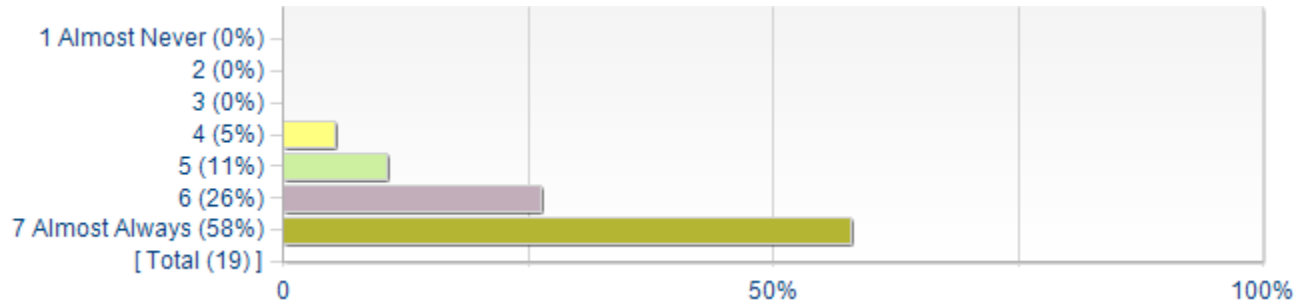


Statistics	Value
Mean	6.73
Standard Deviation	+/-0.63

Comparative Scores:

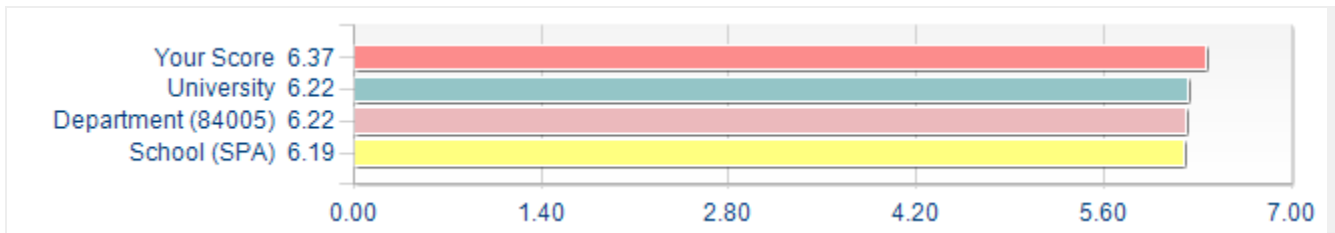


The instructor **Simon Heuberger** required high levels of performance.

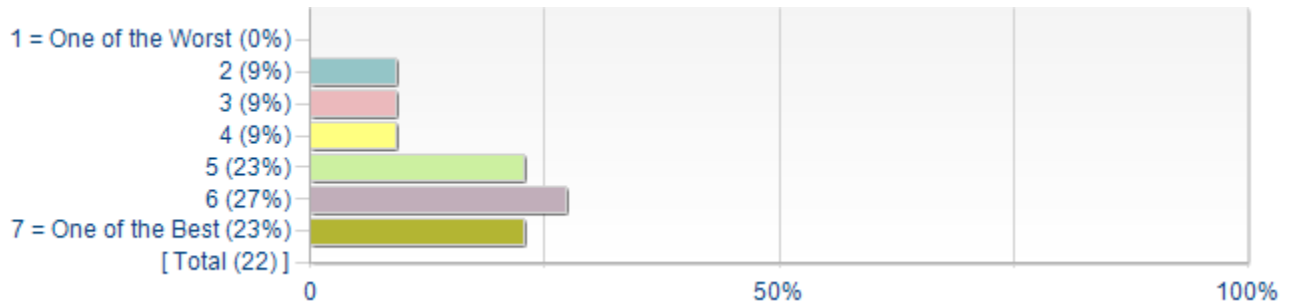


Statistics	Value
Mean	6.37
Standard Deviation	+/-0.90

Comparative Scores:

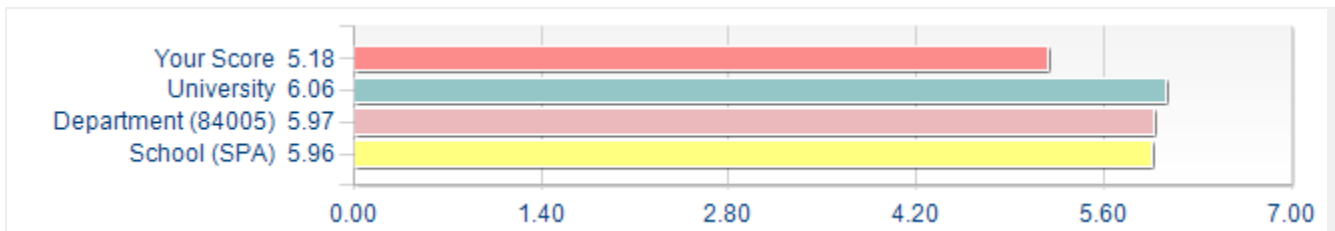


On a scale of one to seven, overall this instructor was...



Statistics	Value
Mean	5.18
Standard Deviation	+/-1.59

Comparative Scores:



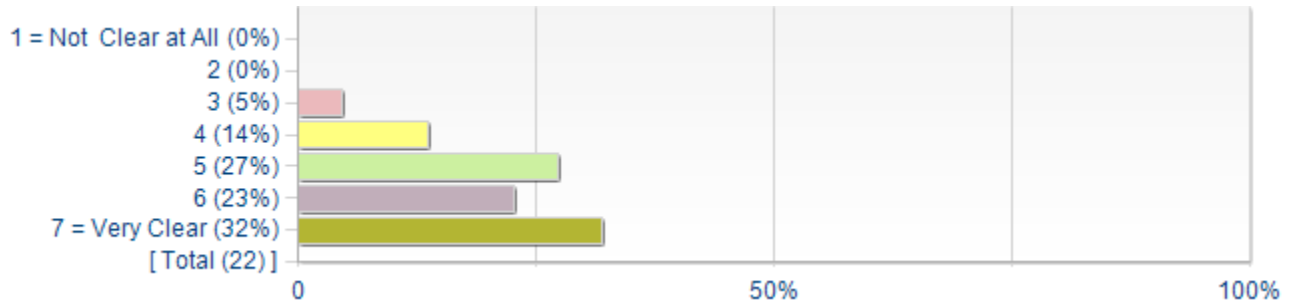
Instructor related questions summary: Top and bottom values

Strengths		
1	The instructor returned work in a timely manner.	Instructor 6.73
2	The instructor required high levels of performance.	Instructor 6.37

Areas for Improvement		
1	The instructor provided useful feedback on tests, papers, discussions, etc.	Instructor 6.05
2	The instructor used class time productively.	Instructor 6.09

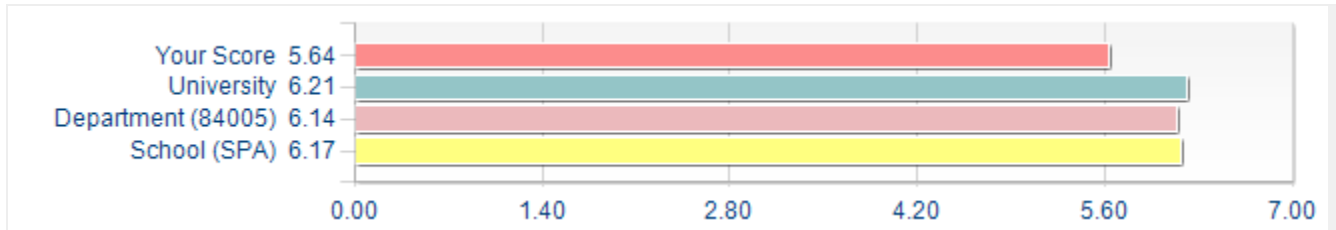
Course Questions

The learning objectives for this course were clear.

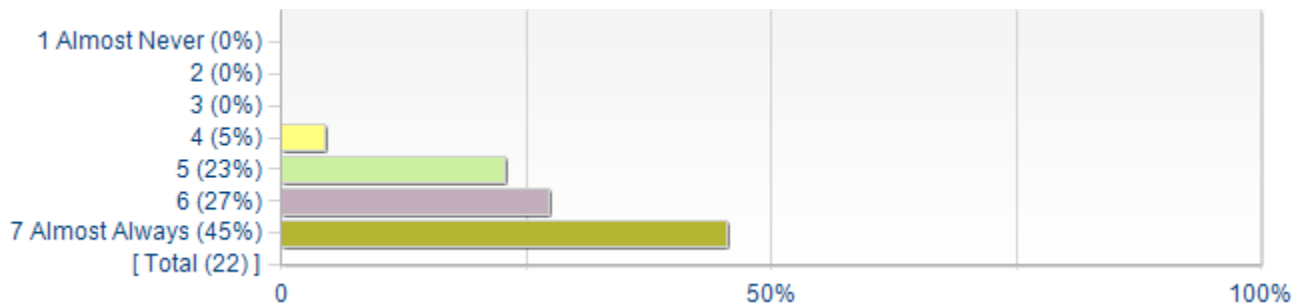


Statistics	Value
Mean	5.64
Standard Deviation	+/-1.22

Comparative Scores:

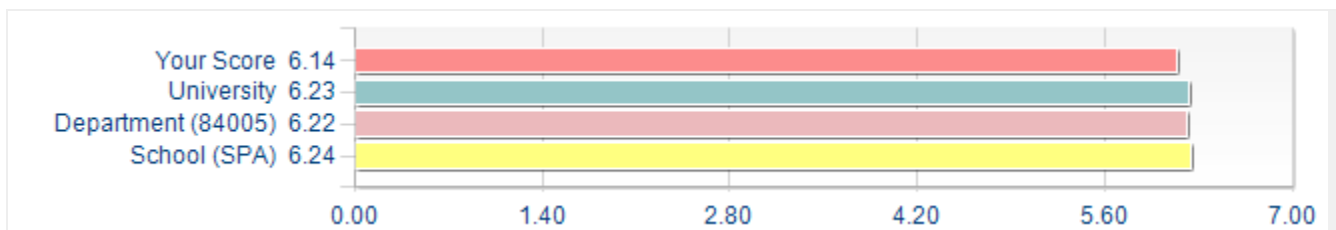


Activities/assignments required for class contributed to meeting the learning objectives for this course.

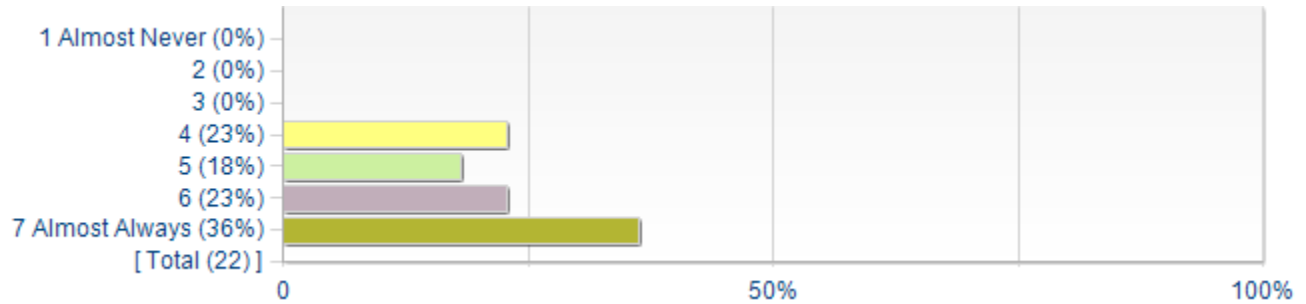


Statistics	Value
Mean	6.14
Standard Deviation	+/-0.94

Comparative Scores:

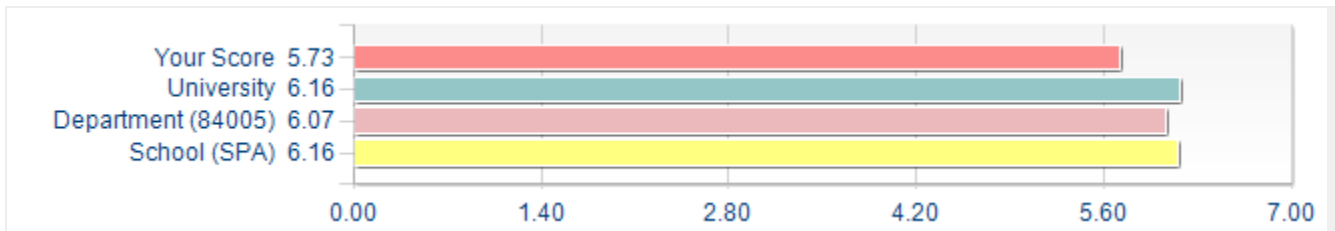


Materials required for this course contributed to meeting the learning objectives.

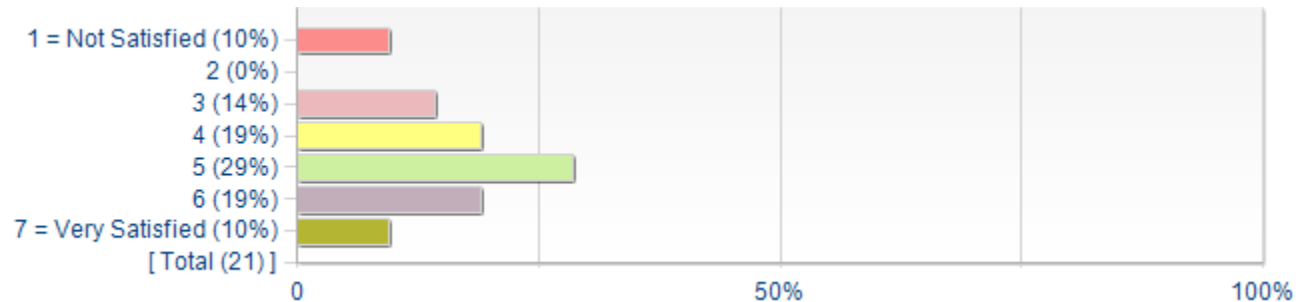


Statistics	Value
Mean	5.73
Standard Deviation	+/-1.20

Comparative Scores:

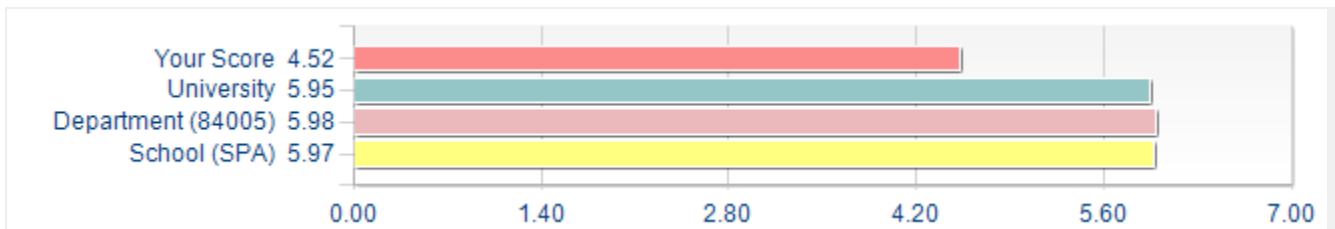


I am satisfied with what I learned in this course.

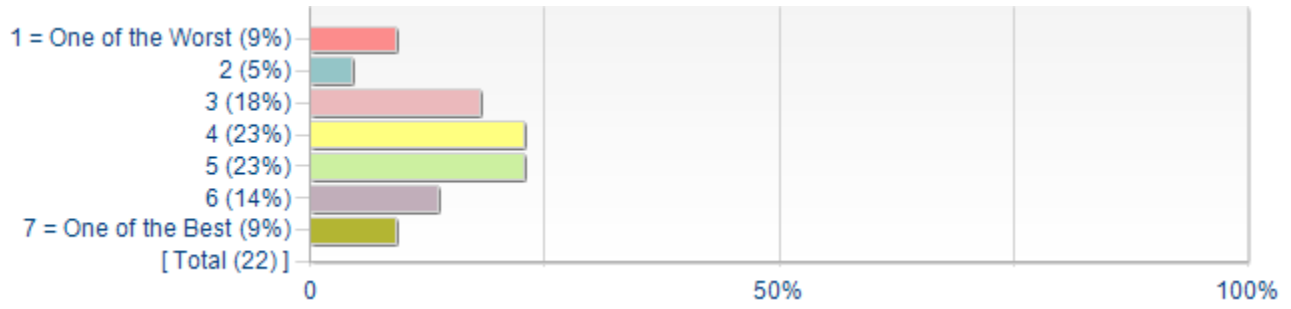


Statistics	Value
Mean	4.52
Standard Deviation	+/-1.66

Comparative Scores:

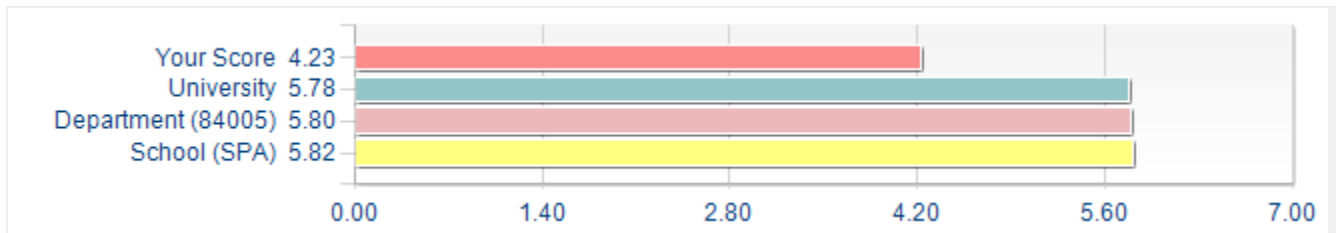


On a scale of one to seven, overall this course was...

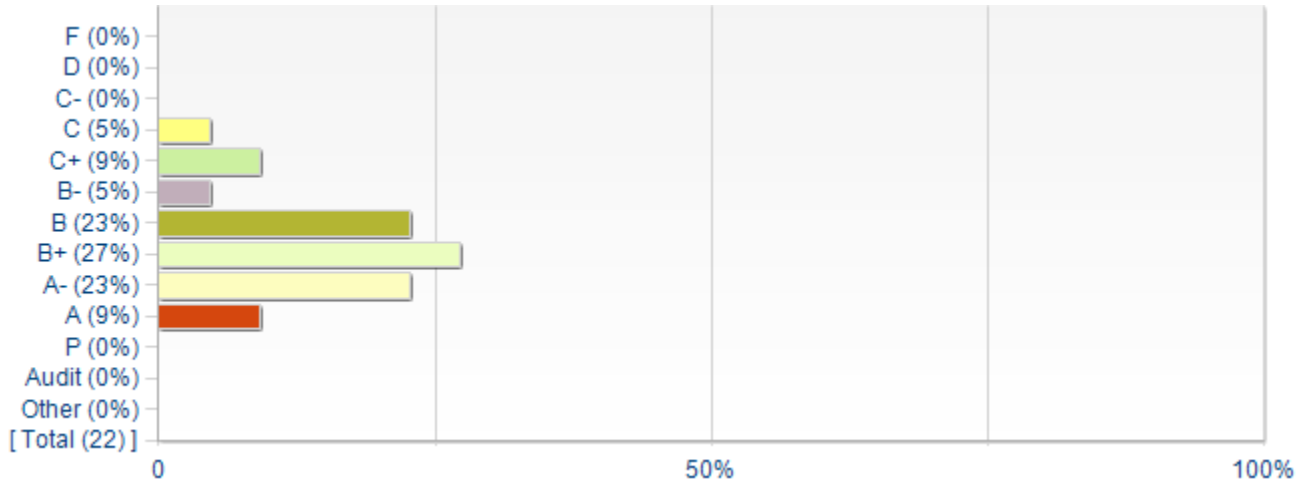


Statistics	Value
Mean	4.23
Standard Deviation	+/-1.69

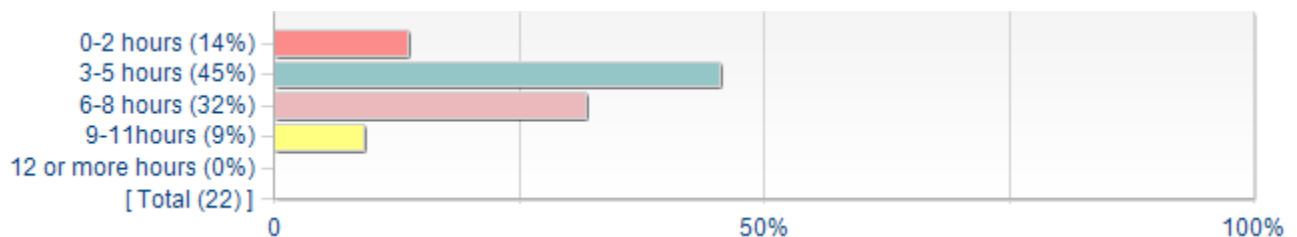
Comparative Scores:



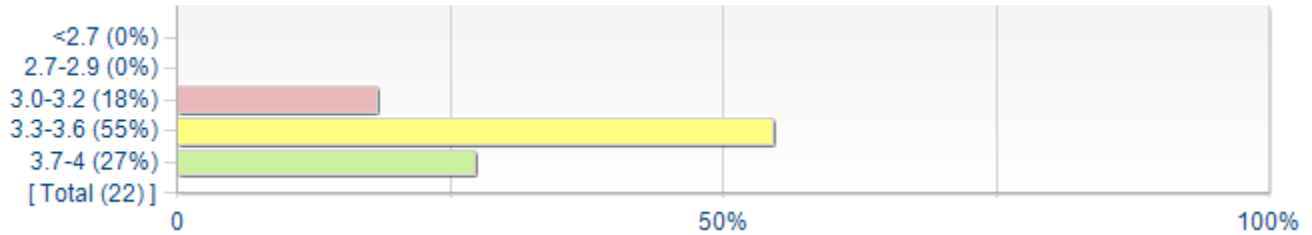
What grade do you expect in this course?



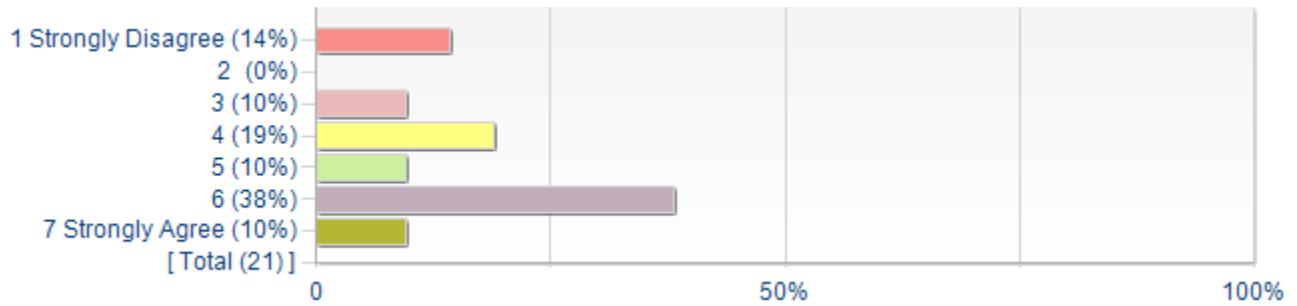
Indicate the average number of hours per week you worked on assignments and studied for this course



Estimated cumulative GPA. First semester students should leave this blank

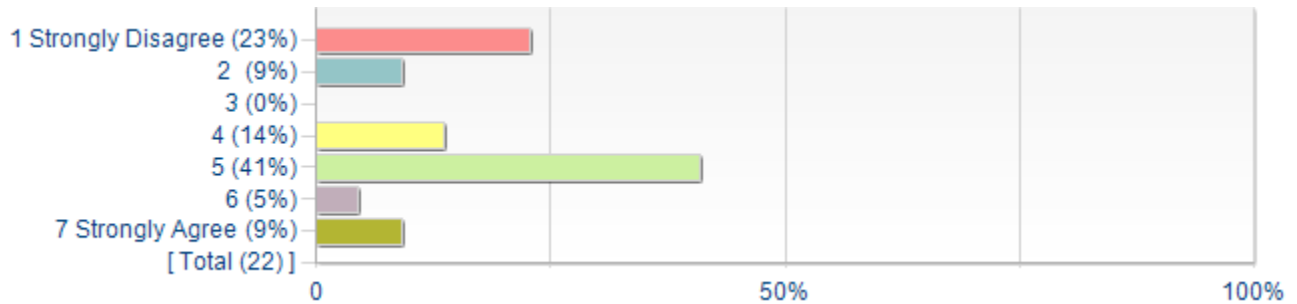


I gained a good understanding of concepts and principles in this field.



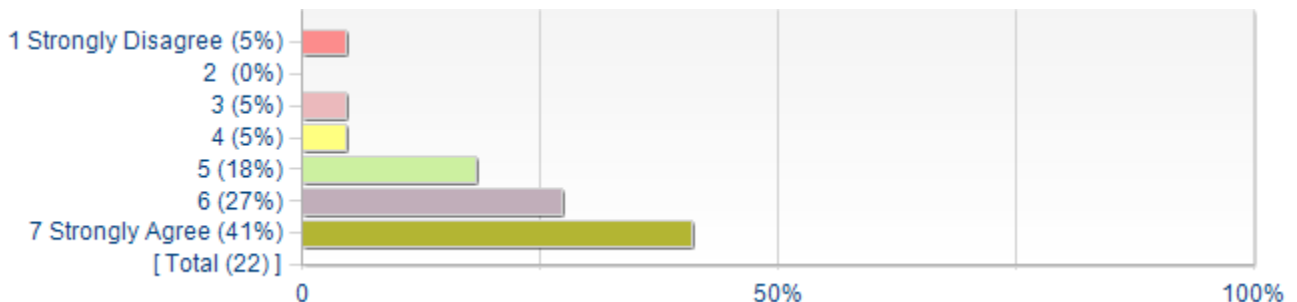
Statistics	Value
Mean	4.62
Standard Deviation	+/-1.91

I deepened my interest in the subject matter of this course.



Statistics	Value
Mean	3.91
Standard Deviation	+/-2.00

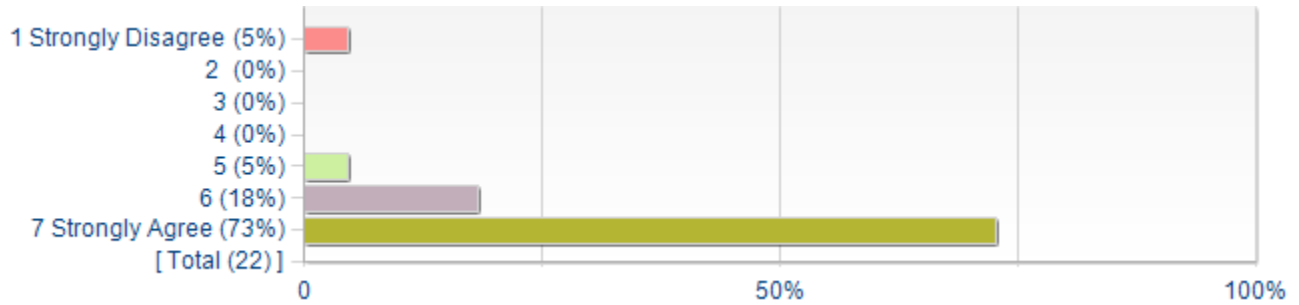
The instructor encourages students to think independently.



Statistics	Value
------------	-------

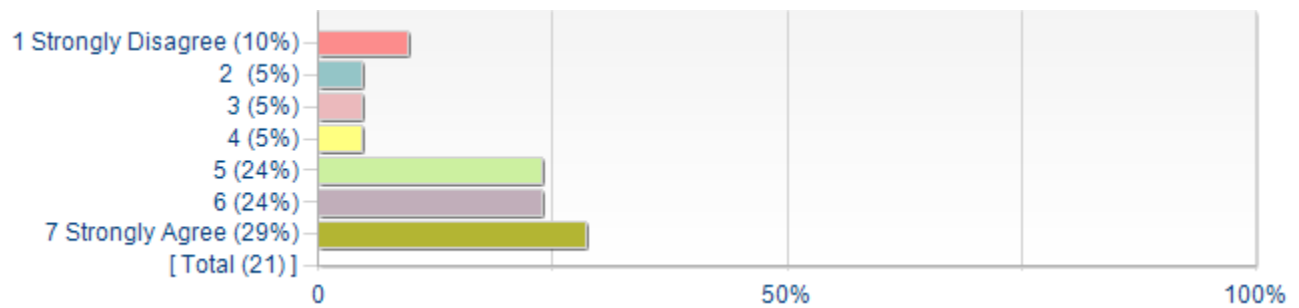
Mean	5.77
Standard Deviation	+/-1.54

The instructor seems well-prepared for each class.



Statistics	Value
Mean	6.45
Standard Deviation	+/-1.34

The instructor presents recent developments in the field to the class.



Statistics	Value
Mean	5.14
Standard Deviation	+/-1.93

Questions relating to **Simon Heuberger**

What were the strong points of the instructor **Simon Heuberger**?

Comment
clear expectations, timely grading
Willing to help, for a hard course he did a great job making it a bit easier.
He always had a lesson plan but the material was really tough. It would've been great to go over problems more alike what he asked for on the problem sets/labs.
He was well prepared for class, always had slides and notes for students to reference.
Incredibly knowledgeable about the course substance and materials. Returns assignments back extremely quick. Positive classroom environment.
Simon makes the class enjoyable and has a great personality. He also returns work very quickly and provides helpful feedback.
Very knowledgeable, definitely qualified
he is obviously very knowledgeable, was helpful in a 1:1 setting, things we learned in class helped with final project
I think it is super clear that Simon knows his stuff and is incredibly knowledgeable about what he is teaching us. I really found his feedback useful, and although the materials were really challenging he was always willing to break it down more and go over it. He also made himself super accessible, and was always good at responding to students in a timely and helpful manner.
Great at communicating with students and assisting them with problems/coursework
Very smart, timely with grading, and knowledgeable on the subject matter.
Simon is engaging in class and is really invested in our success.
Very willing to provide help
Simon was very accessible outside of class both via email and in person. He was always very willing to help and provide guidance for assignments.
He is willing to help whenever someone asks a question and is quick to respond to emails and messages. He is also very understanding.
very approachable
Understanding and available
Detailed notes.
Simon is very knowledgeable about this subject matter.
He understood that this was a hard topic for many students to learn, and really tried to help us understand the concepts

What were the weak points of the instructor **Simon Heuberger**?

Comment
the course material can be confusing, but there's not much review before assignments/labs.
Sometimes would walk away before my question was resolved.
Needed more practice.
He struggled to explain things in a way that made sense when students were confused. His grading had an odd scale, and he rarely gave feedback that helped students to prepare for future assignments.
Sometimes some of the material could have been explained more thoroughly, but when questions were asked he made sure to answer them well.
Could work on explaining things to a group of students who are not as strong in statistics
slack is a program that i do not regularly use so using it for this class was annoying, during class sometimes he would try to have us just figure things out and then would not be very helpful when we asked questions, kind of

Individual Teacher Report for 2018F-GOVT-310-001 Intro to Political Research (Simon Heuberger)

condescending, i feel like this class is not very useful to me

I think sometimes he taught over our level of comprehension.

Class moves a bit fast but, its out of necessity

Assigned very hard work

I think sometimes he underestimated how difficult the material was. This class and the R software was incredibly difficult and very new to a lot of us.

The concept of coding is very difficult and as someone who doesn't understand the subject, I would have liked to start with the fundamentals of political research rather than jumping right into coding.

Hes not very charismatic and hes kind of a bore in class

Too many points taken off in problem sets and labs

Rude to students, not good at explaining things. He overall just spoke to the students with a lack of enthusiasm or respect.

He doesn't really explain things too in-depth but if you ask him he will.

It was hard to understand what was expected of us & what the layout of the class was... like what coding in the real life what used for

Please share any suggested improvements for the instructor **Simon Heuberger.**

Comment

See above.

Maybe more hw assignments not for credit but just for test retention.

Engage more with students who are struggling rather than only calling on students who know the answers during class.

More flexible office hours

using class time to actually teach us and go step by step in R, give a sheet with important code and how to use it, do not use slack

I think I could have gotten a lot more out of the materials if we spent more time running through problems together as a group. We definitely did more of this towards the second half of the semester, and it was really helpful!

N/A

None

He got much better about this by the end of the semester, but going from lecture to a class example as a group to individual example work is definitely most helpful. He can't skip over the part of class where we all work on a problem as a group because I think that's when most of us learn best.

More examples we could look at to perform some of the assignments would have been helpful because I found myself looking at other sites to get help.

This class contained a lot of work outside of class for a subject that most of the class did not understand well.

Make class more fun and interesting. Perhaps small group assignments instead of teaching to a large group. Make it more hands on in class.

n/a

Not a great professor.

What were the strong points of the course?

Comment

Learning probability and a bit of R

Taught a new skill

Very few

The instructor was always available for answering questions and giving substantive feedback.

The strong points were that I learned basic coding, but I would have been content to stop at the basics.

I understand how statistical data and analytical data play a role in political research. It was always put into real-world context.

the information built on itself

It was super hard, yet at the same time one of the most rewarding classes once I was able to *somewhat* understand what was happening. That being said, I think anything with coding is hard to teach, and I am not sure if the challenges that I had in the class would have been fixed had I been in another section with different techniques and approaches.

Not as stressful as I thought it would be

Learned a lot, pretty fun and easy going

This course was really difficult and really stressful, but my bosses at work who do data analysis for a living were super impressed that I'm learning R, so that makes me feel like this was all worth it.

Learned a lot about using R.

n/a

n/a

None.

The course is a good refresher for statistics

What were the weak points of the course?

Comment

I don't really understand how this applies to my major. I would have rather had this course have a wide variety of types of assignments and methods rather than just solely using R

Parts of R seem pointless.

Very hard material especially for beginners. Long hours of work for the problem sets.

I feel that what I learned in this course has virtually no benefit to me as a CLEG major, it was far too complicated for someone who has no previous coding experience.

This type of work (coding) is not a subject I am particularly strong in. So this was very difficult for me.

The weak points were that sometimes the material felt too difficult based on what we had previously learned.

I thought there would be more research in terms of writing papers and using online databases to analyze current political policies and data.

R is not a program that I think I will ever use and I am not knowledgeable enough to put it on a resume. I wish that it talked more about research methods generally.

Frustrating at times do to coding itself

None

I think this course could have got more into what real people use R for. We looked at it through a limited scope of how to answer the examples in the book, but my bosses have talked about all sorts of R functions that we never learned about in class.

A lot of coding was required which I do not feel will be pertinent to many students after college.

The course moved very fast and covered many subjects for an introduction course.

This course did little to nothing in advancing my political career and if anything only poorly impacted my GPA

I do not see the need for this course for my career or what it has to do with political science and what the importance is.

This course should not be required for Poli Sci majors whatsoever - please reconsider.

It's stats and nothing but. I was expecting more political analysis in a substantive form, such as interpretation of political events.

Please share any suggested improvements for the course.

Comment

Go over the problem sets and labs in class more.

There needs to be some sort of previous coding requirement before this class. Also it really just should not be listed as a requirement for CLEG majors because it had no policy or political background it was solely coding.

Could provide a little more background on the material before jumping into it.

Teach a stats review course in the first week.

not limiting us to one program, maybe not using a program at all, helping us with research we will actually do

NA

None

Above.

Teach students what to do with data that is already collected rather than how to find the data.

Shouldn't be a requirement.

Not have it be required for political science majors.